

# **JEFFERSON ELEMENTARY**



## **RTI REPORT EXPLANATION**

# RtI Universal Screening

- What is Universal Screening?
  - Universal Screening is a quick and efficient way to assess students and identify students who may be at risk in reading or math. Universal Screening takes place three times a year (Fall, Winter, and Spring)
- What is done with the results?
  - The results are analyzed by teachers and administrators. If a student is at risk an intervention plan would be developed and implemented.

# Continuum of Supports for all Students

**Tier 3**

**Intensive Support  
(Supplemental)**

**Tier 2**

**More Support  
(additional Tier 1)**

**Tier 1**

**All students grade level curriculum**

# What is an Intervention?

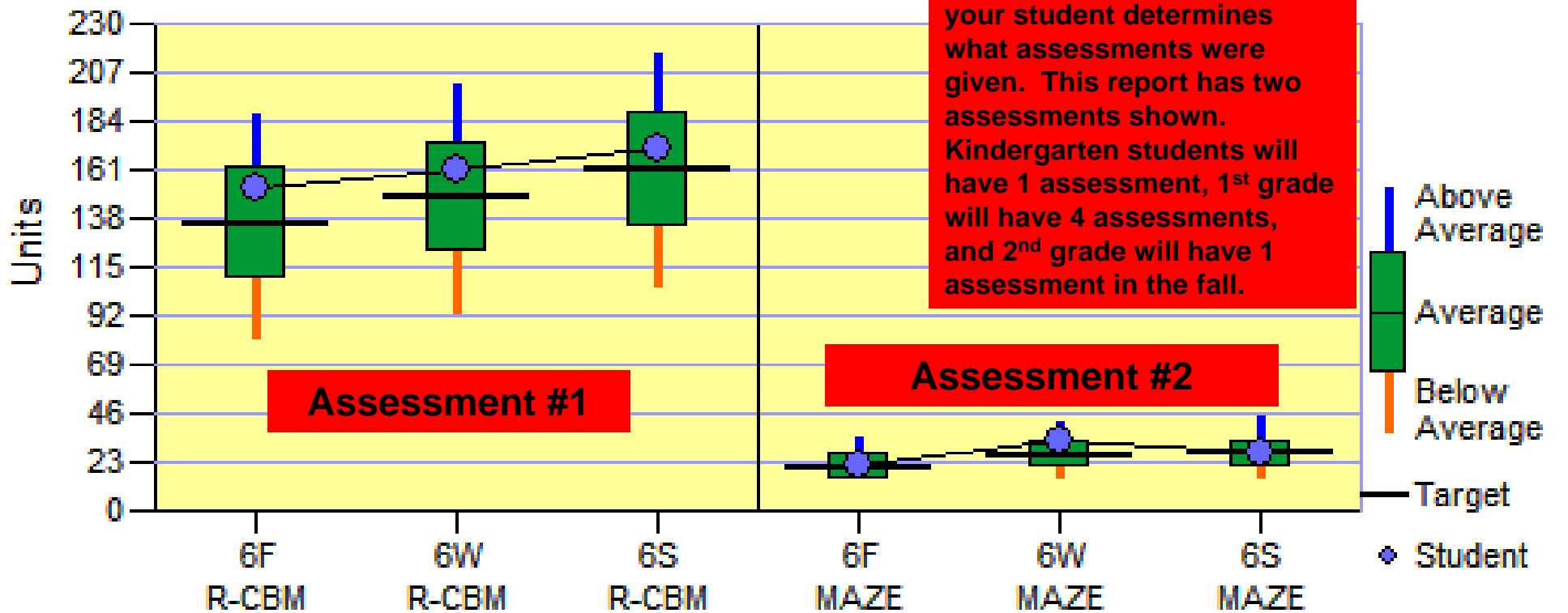
- Once a student is identified as at risk and the team has decided on an intervention plan, the student will receive additional instruction (intervention) in the area they are at risk.
  - For example, a 1<sup>st</sup> grade student was screened and is at risk in phonics. This student would attend a phonics intervention in addition to their regular Reading class. This student would be monitored frequently to evaluate the effectiveness of the intervention.

# What Assessments are Given?

<b>Test Name (and National Reading Panel Area Assessed)</b>	<b>What Students Do</b>	<b>Test Arrangement</b>	<b>What is Scored</b>	<b>Who</b>
Letter Naming Fluency (Phonics) LNF	Say the names of visually presented letters for 1 minute	Individual	# of Letters Named Correctly	K F-S 1 <sup>st</sup> F
Letter Sound Fluency (Phonics) LSF	Say the sounds of visually presented letters for 1 minute	Individual	# of Letter Sounds Named Correctly	K W-S 1 <sup>st</sup> F
Phonemic Segmentation Fluency (Phonological Awareness) PSF	Identify the specific phonemes in orally presented words for 1 minute	Individual	# of Segments Identified Correctly	K W-S 1 <sup>st</sup> F-S
Nonsense Word Fluency (Phonics) NWF	Say the sounds of visually presented non-real words for 1 minute	Individual	# of Letter Sounds Named Correctly	1 <sup>st</sup> F-S
Reading Curriculum-Based Measurement (R-CBM)	Read passage aloud for 1 minute	Individual	# of Words Read Correctly	2 <sup>nd</sup> F-S

# How to Read the Report

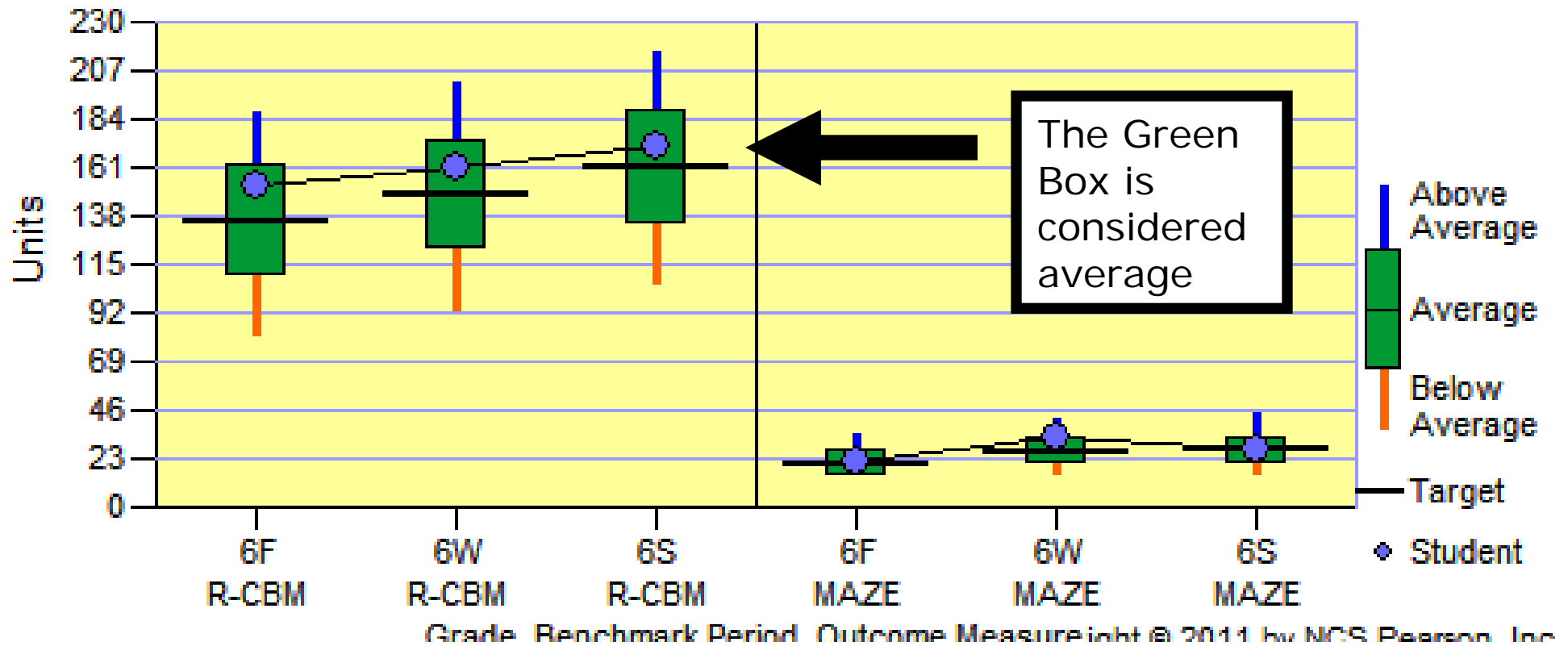
Compared To: AIMSweb Growth Aggregate  
All Measures



Grade Benchmark Period Outcome Measure Copyright © 2011 by NCS Pearson, Inc.

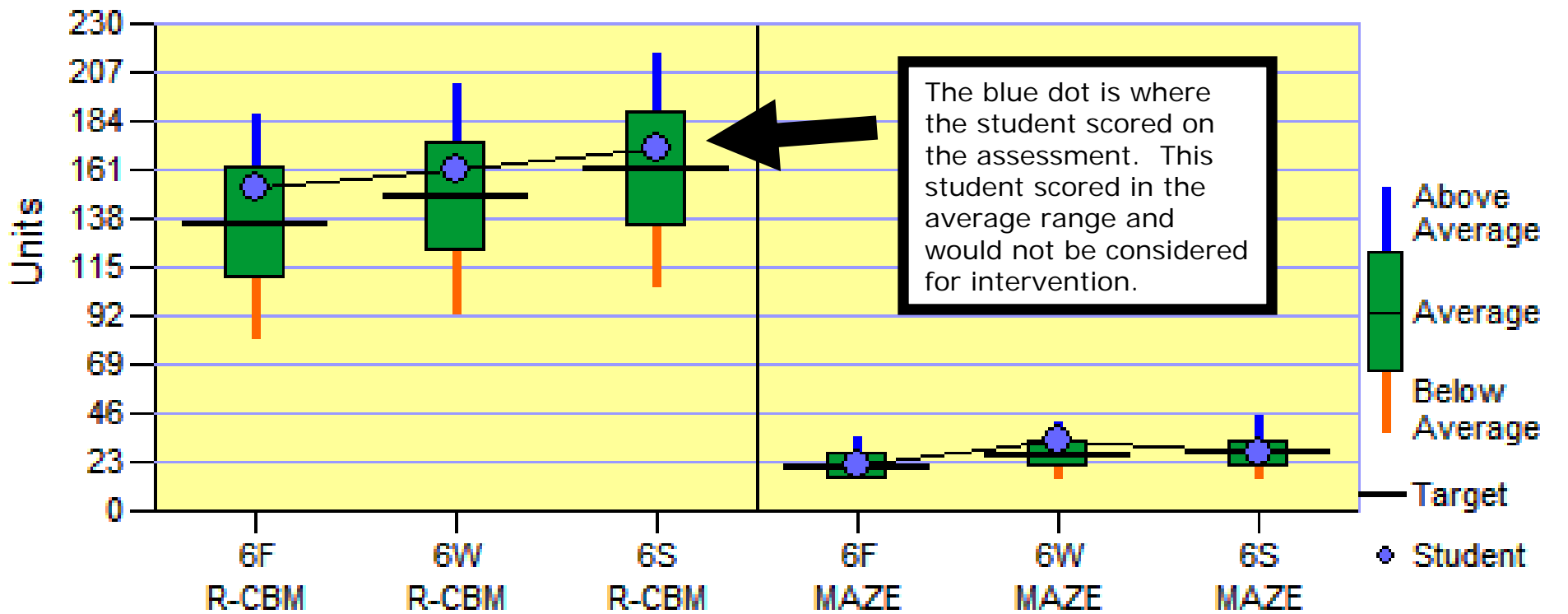
# How to Read the Report

Compared To: AIMSweb Growth Aggregate  
All Measures



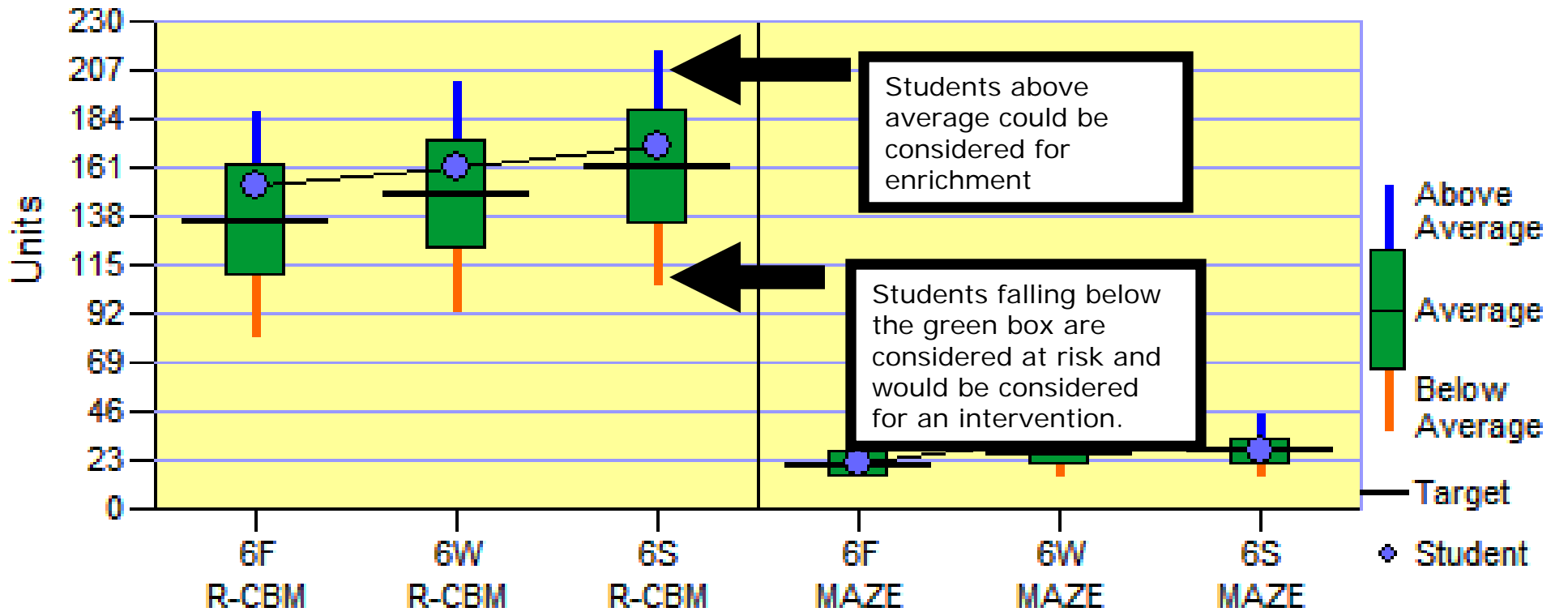
# How to Read the Report

Compared To: AIMSweb Growth Aggregate  
All Measures



# How to Read the Report

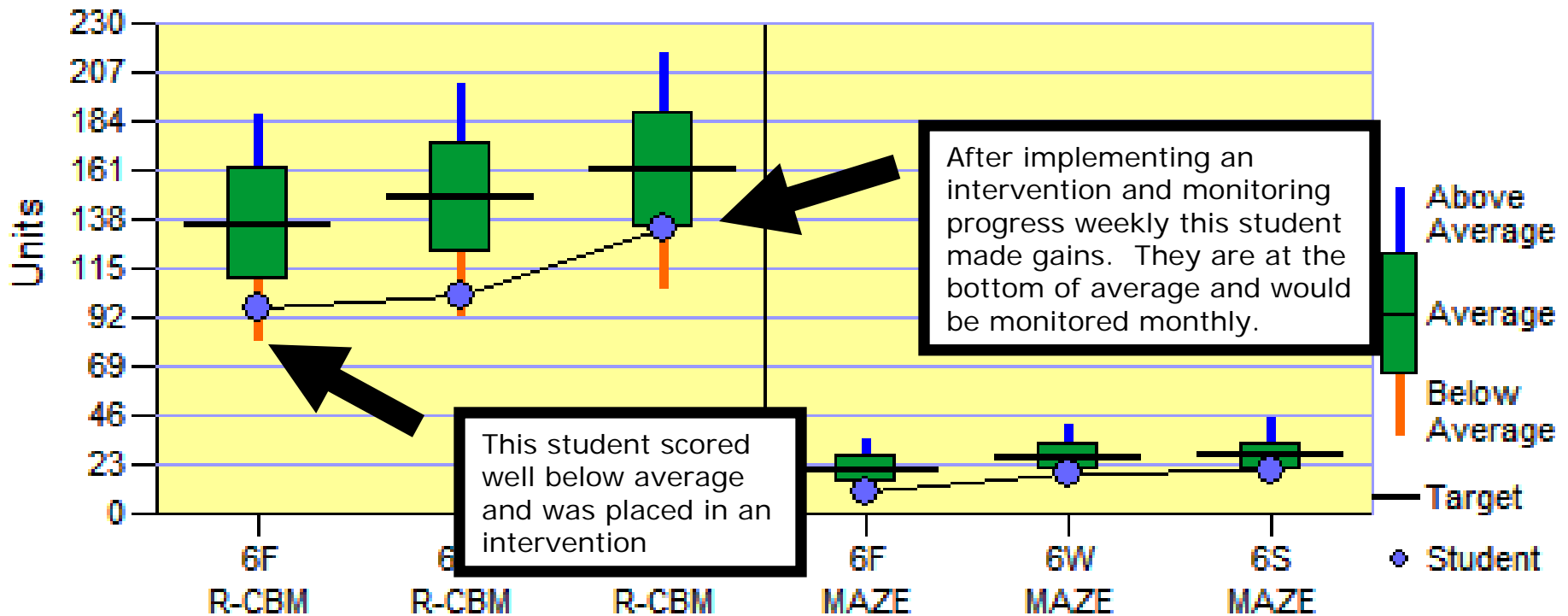
Compared To: AIMSweb Growth Aggregate  
All Measures



Grade Benchmark Period Outcome Measure © 2011 by NCS Pearson, Inc.

# How to Read the Report

Compared To: AIMSweb Growth Aggregate  
All Measures



Grade, Benchmark Period, Outcome Measure  
© 2011 by NCS Pearson, Inc.

# Questions or comments?

- Call
  - Matt Birdsley, Principal 625-6402 or [mbirdsley@sterlingschools.org](mailto:mbirdsley@sterlingschools.org)
  - Chelese Palmer, Reading Teacher [cpalmer@sterlingschools.org](mailto:cpalmer@sterlingschools.org)
  - Jackie Watson, Interventionist [jwatson@sterlingschools.org](mailto:jwatson@sterlingschools.org)